

SERVICE BULLETIN

Classification:	EL94-004	Section:	Electrical	Models:	All Models
Reference:	TECHNICAL BULLETIN NTB94-019			Date:	February 17, 1994

POWER ANTENNA ROD REPLACEMENT

This Bulletin is a revision of NTB93-044 (EL93-009) and contains new Service, Warranty, and Parts information.

APPLIED MODELS: All

SERVICE INFORMATION:

Improper retraction of the power antenna will usually be found to be caused by a bent antenna rod. After ensuring that the antenna motor is receiving proper power and is operational, replacement of the antenna rod is the only repair needed to restore power antenna operation.

REPLACING ANTENNA ROD:

1. Remove antenna nut and base. (Figure 1)

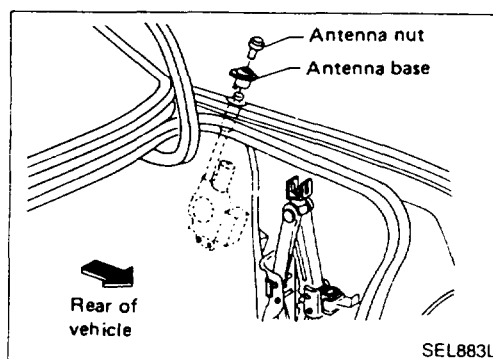


Figure 1

2. Turn the radio to "ON" and the antenna rod will extend (*)

Assist the antenna rod to fully separate from the antenna base. Note the direction of the gear section on the antenna rope. [The new antenna rod must be installed in the same direction.]

(*) If the antenna rod does not extend, always check the power supply to the power antenna before replacing the power antenna assembly.

3. Insert replacement antenna rod with radio in "ON" position. Insert antenna rope with gear section facing the motor assembly [Figure 2].

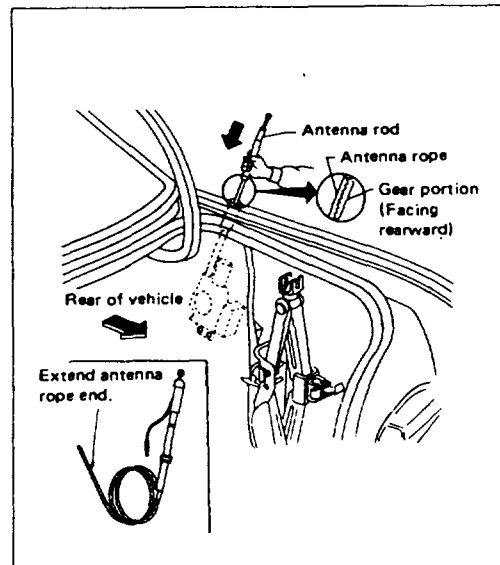
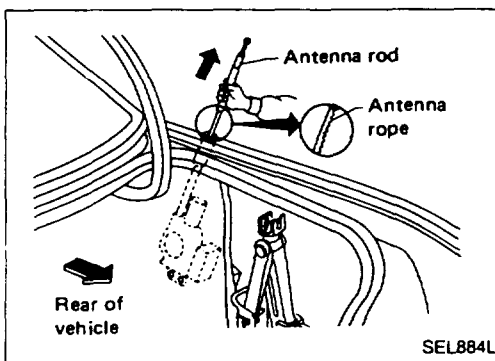


Figure 2

4. Turn radio "OFF" to retract antenna rod. If the antenna motor stops before the antenna has fully retracted, turn the radio switch "ON" and immediately turn it "OFF" again. Guide the antenna rope and rod into antenna assembly.
5. Reinstall the antenna nut and base. Check antenna operation by cycling radio "ON" and "OFF".

PRECAUTIONS:

Please remind the customer to:

1. Always turn the radio "OFF" to prevent bending the antenna rod, whenever going through car washes or entering parking garages with low ceilings or low-hanging garage doors.
2. The antenna rod should be cleaned periodically by wiping off any dirt buildup may which cause the antenna to bind. Customers should verify that their car wash attendants do this regularly.

WARRANTY INFORMATION:

NOTE: It is unusual to require replacement of an antenna rod due to a factory defect. The following WARRANTY INFORMATION applies to antenna rod replacement for Factory defects (ie; other than bent rods), only.

<u>Operation</u>	<u>Op. Code</u>	<u>PNC</u>	<u>CS</u>	<u>CT</u>	<u>FRT</u>
Rpl. antenna rod ass'y.	RN9999	27960	4P	91`	0.2 hrs.
			or		
			4Q		

PARTS INFORMATION:

<u>Description</u>	<u>Application</u>	<u>Part Number</u>
Rod, Antenna	Altima (U13)	28215-0E000
	Maxima (J30)	28215-50J00
	Pathfinder (WD21)	28215-51E10
	300ZX (Z32)	28215-F6503
	Sentra (S13)	28215-50J00

NISSAN MOTOR CORPORATION U.S.A.

Technical Publications Department