



SERVICE BULLETIN

Classification:

WT06-002

Reference:

NTB06-076

Date:

November 7, 2006

PRECAUTIONS FOR HANDLING CHROME TYPE WHEELS

APPLIED VEHICLE: All Nissan vehicles with chrome type wheels

SERVICE INFORMATION

The appearance of chrome type wheels can be damaged if they are not handled correctly during wheel and tire service.

Tire Changing:

- Make sure to use tire changing equipment that clamps (secures) the wheel from the inside (internal jaws).
- Do not use any metal tools that may touch the outside of the wheel.
- Tools and machine equipment that touch the outside of the rim should be made of plastic, or have rubber/plastic protective covers.




Figure 1

Nissan Bulletins are intended for use by qualified technicians, not 'do-it-yourselfers'. Qualified technicians are properly trained individuals who have the equipment, tools, safety instruction, and know-how to do a job properly and safely. NOTE: If you believe that a described condition may apply to a particular vehicle, DO NOT assume that it does. See your Nissan dealer to determine if this applies to your vehicle.

Wheel Balancing:

- Any tools, equipment cones, or other wheel balancing equipment items should not touch the outside surface of chrome type wheels.




Figure 2

Wheel Alignment:

- Alignment sensors with metal mounting hooks should not be used on chrome type wheels.
- Some alignment equipment manufacturers may have protective rubber pads available that can be used to cover the metal mounting hooks.




Figure 3