



SERVICE BULLETIN

Classification:

EL10-010

Reference:

NTB10-038

Date:

March 11, 2010

JIS & CCA Battery Testing Information

APPLIED VEHICLES: All Nissan vehicles

SERVICE INFORMATION

Nissan vehicles equipped with standard lead/acid batteries use one of two different types with unique battery rating specifications: JIS & CCA.

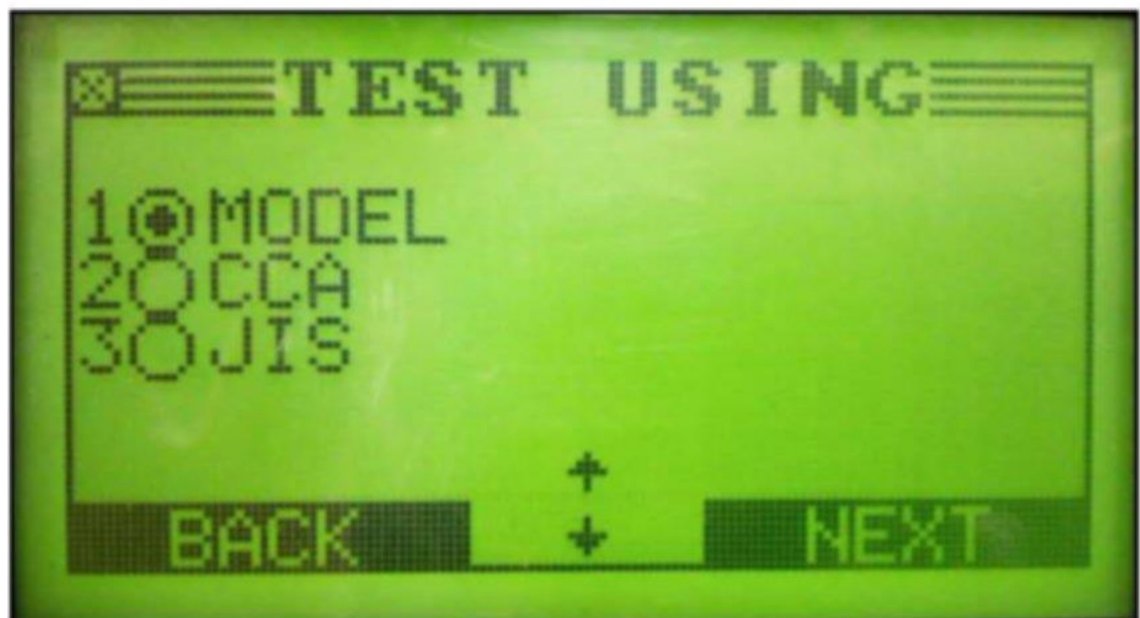
JIS = Japan Industrial Standard, used for Japan produced batteries

CCA = Cold Cranking Amps, standard for North American produced batteries

IMPORTANT

- JIS batteries have different testing specifications than CCA batteries.
- If you must use the GR8 Battery Tester in a mode other than MODEL mode, JIS Mode **MUST ALWAYS BE USED** for JIS batteries otherwise an incorrect result will occur. **NEVER** test a JIS battery using the CCA test in the GR8; the test software in the GR8 is different for JIS and CCA modes. ANY CCA value you may have for a JIS-type battery is inaccurate for testing purposes.

ALWAYS test with the GR8 using the MODEL mode (if available).



- Selecting MODEL and vehicle type will automatically select the proper JIS or CCA value for the Original Equipment battery.
- If the applicable vehicle is not listed update the GR8 to make sure it has the most recent data package.
- If the applicable vehicle still is not listed:
 1. Determine which type of battery (CCA or JIS) is installed in the vehicle. See below for descriptions of each battery.
 2. Select CCA or JIS in the GR8 based on the type of battery installed. See below for more information.

Determine the Battery Type

Batteries with JIS (Japanese Industrial Standard) Number



Click on the above image to enlarge or print.

- Batteries installed in vehicles produced in Japan have a JIS number embossed in the plastic on top of the battery.
- These vehicles have a VIN that begins with the letter "J".

Batteries with CCA (Cold Cranking Amps) Number



Click on the above image to enlarge or print.

- Batteries installed in vehicles produced in North America have a CCA number displayed on the label attached to the top of the battery.

- These vehicles have a VIN that begins with a number: 1, 3, or 5.

Selecting CCA or JIS in the GR8 Battery Tester

Vehicles with JIS Battery

- Select JIS, then choose the option that matches the first five (5) characters of the JIS number on the battery.

NOTE:


DO NOT select CCA when testing a JIS battery.


Vehicles with CCA Battery

- Select CCA, then choose the option that matches the number following "Cold Cranking Amps" on the battery.

Reference Material


JIS Battery






A **JIS** battery has the number embossed in the plastic on the top of the battery.

CCA Battery





A **CCA** battery has the number displayed on the label attached to the top of the battery.

Click on the above image to enlarge or print.

The information shown above can be printed and attached to the GR8, if needed.

Nissan Bulletins are intended for use by qualified technicians, not 'do-it-yourselfers'. Qualified technicians are properly trained individuals who have the equipment, tools, safety instruction, and know-how to do a job properly and safely. NOTE: If you believe that a described condition may apply to a particular vehicle, DO NOT assume that it does. See your Nissan dealer to determine if this applies to your vehicle.